

By-Pass & Filter Feeders

By-Pass Feeders

Neptune By-Pass Feeders are a convenient method of introducing treatment chemicals into closed circulating water systems.

Neptune By-Pass Feeders are ideal for treating hot and chilled water circulating loops used in heating and air conditioning systems, process heating and cooling or large engine water jackets.

Neptune offers two styles of By-Pass Feeders: A vertical style with dish bottom in and a vertical style with dish bottom out.

Filters are available for system cleanup and monitoring.

A high pressure cap rated to 300 psi is now standard. The first closure improvement in over two decades.


Neptune

A DOVER COMPANY

BY-PASS FEEDERS - VERTICAL STYLE

**DISH BOTTOM IN
MODEL VTF-10HP**

**DISH BOTTOM OUT
MODEL DBF-5HP**



NEW



**FILTER FEEDER
MODEL FTF-5DB**

Neptune's **FIRST** Filter Feeder with Full Bottom Drain and Anchor Bolt Holes

Filter Feeders

The Neptune Filter Feeder combines chemical addition and high capacity filtering in one piece of equipment. It is a convenient way to introduce solid or liquid chemicals into hot or cold water closed circulating systems.

- Eliminates need for separate By-Pass Feeder and filter.
- Filtration can be achieved at the same time as chemical addition.
- Extended neck with top inlet allows simple installation of filter bag and basket.
- Filter bags are available in 50, 20, 5 and 1 micron ratings. (Order separately.)
- Filter bags are quickly and easily replaced.

By-Pass Feeders

Caps

All Neptune By-Pass Feeders offer the new style, quick opening, high pressure closure.

These closures offer better sealing with less force and eliminate the need for tools. Design binds cap tightly when under pressure making it necessary to bleed pressure from tank before removing cap.

Underside of cap which contacts liquid is epoxy-coated.



OLD STYLE CAPS

Three lug, 1/8 turn design rated to 200 psi.

NEPTUNE HIGH PRESSURE CAP

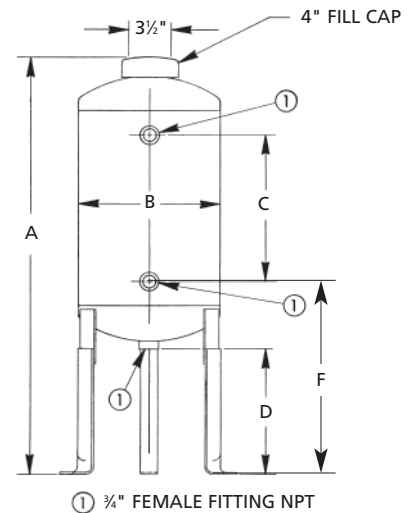
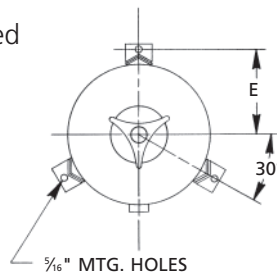
Coarse thread, 2 1/2 turn design rated to 300 psi.

Vertical Style - Dish Bottom Out

The "DBF" series features wide-mouth caps manufactured by Neptune. These caps utilize a square section "O" ring seal and will **close easily by hand**. Advantages of this series are demountable leg extensions and a **full bottom drain**. Optional Filter Bag Kit may be added.

"DBFC" models include a built-in support and mounting for a cartridge filter (order cartridge separately).

See page 3 for filter specifications.



MODEL NUMBER	FILTER	APPROX. CAPACITY	MAX. PRESSURE*	A	B	C	D	E	F	SHIP WEIGHT
DBF-2HP	Optional†	2 Gallons	300 psi	31 1/4"	6"	12 3/4"	8 5/8"	4 1/8"	13 1/4"	23 lbs.
DBFC-2	Cartridge	2 Gallons	300 psi	31 1/4"	6"	12 3/4"	8 5/8"	4 1/8"	13 1/4"	23 lbs.
DBF-5HP	Optional†	5 Gallons	300 psi	29 3/4"	10"	10 1/2"	8"	6 1/8"	13"	38 lbs.
DBFC-5	Cartridge	5 Gallons	300 psi	29 3/4"	10"	10 1/2"	8"	6 1/8"	13"	38 lbs.
DBF-10HP	Optional†	10 Gallons	300 psi	45 3/4"	10"	26 1/2"	8"	6 1/8"	13"	61 lbs.

*At 200°F Max.

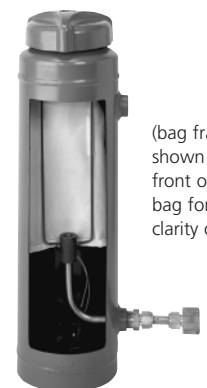
†Filter support not included with base unit. Purchase optional filter bag kit.

Filter Bag Kits

Available for all "VTF" and "DBF" models up to 10 gallons. Kit includes bag, bag frame, tubing and connectors. The addition of a filter bag allows the By-Pass Feeder to function simultaneously as a side stream filter. (A clean bag is rated at approximately 30 microns.) Cannot be used with DBFC models.

VTF-2HP with filter bag kit installed

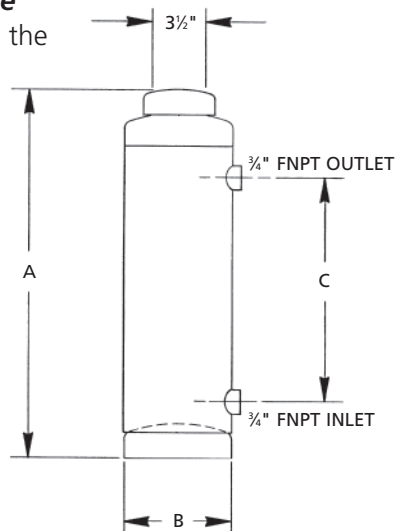
MODEL	FOR USE ON
FBK-2	VTF-2HP, DBF-2HP
FBK-5	VTF-5HP, DBF-5HP
FBK-10	VTF-10HP, DBF-10HP



(bag frame shown in front of bag for clarity only)

Vertical Style - Dish Bottom In

The "VTF" series is the most popular and economical of the by-pass feeders available from Neptune. The series uses the same wide mouth **easy close** caps described in the "Dish Bottom Out" style. Optional Filter Bag Kit may be added.



Specifications - All Models

- Working pressure: to 300 PSI max. at 200°F
- Tank shell:

2 gallon unit – 11 gauge steel	10 gallon unit – 10 gauge steel
5 gallon unit – 10 gauge steel	12 gallon unit – 10 gauge steel
- Tank heads:

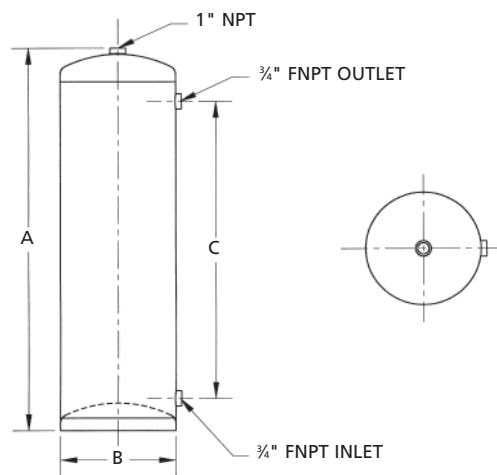
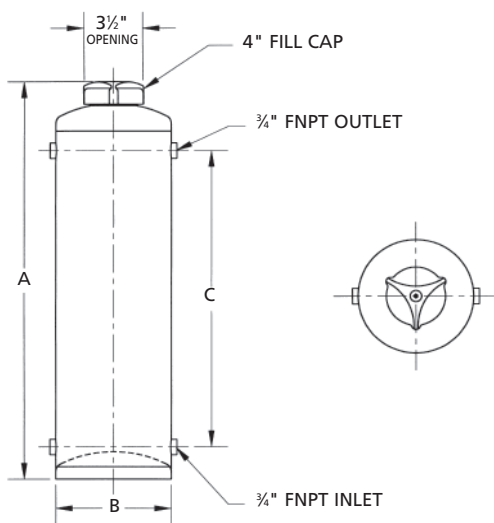
2 gallon unit – 11 gauge steel	10 gallon unit – 9 gauge steel
5 gallon unit – 9 gauge steel	12 gallon unit – 9 gauge steel
- Cap: cast iron with Buna N "□" ring. Wide mouth, easy open/easy close.

Standard Models

MODEL NUMBER	FILTER	APPROX. CAPACITY	MAX. PRESSURE*	A	B	C	SHIP WEIGHT
VTF-2HP	Optional†	2 Gallons	300 psi	21 1/4"	6"	12 3/4"	23 lbs.
VTF-5HP	Optional†	5 Gallons	300 psi	19 3/4"	10"	10 1/2"	37 lbs.
VTF-10HP	Optional†	10 Gallons	300 psi	35 3/4"	10"	26 1/2"	60 lbs.
VTF-12HP	N/A	12 Gallons	300 psi	42"	10"	32 3/4"	68 lbs.

*At 200°F Max.

† Filter support not included with base unit. Purchase optional filter bag kit.



Four Fitting Models

MODEL NUMBER	APPROX. CAPACITY	MAX. PRESSURE*	A	B	C	SHIP WEIGHT
VTF-2X4HP†	2 Gallons	300 psi	21 1/4"	6"	12 3/4"	23 lbs.
VTF-5X4HP†	5 Gallons	300 psi	19 3/4"	10"	10 1/2"	37 lbs.

*At 200°F Max. † No filter included with base unit. Purchase optional filter bag kit.

Feeder Bodies

MODEL NUMBER	APPROX. CAPACITY	MAX. PRESSURE*	A	B	C	SHIP WEIGHT
VTF-2-1	2 Gallons	300 psi	20"	6"	12 3/4"	23 lbs.
VTF-5-1	5 Gallons	300 psi	18"	10"	10 1/2"	37 lbs.

*At 200°F Max.

Cartridge Filter Units

"DBFC" models include a built-in support and mounting for a cartridge filter. (Order cartridge separately.)

Cartridge filter modification cannot be installed in DBF models; model DBFC must be ordered for use with cartridge filter.

PART NO.	DESCRIPTION
107290	5 Micron Pleated Filter
107287	20 Micron Pleated Filter

**DBFC-5 with
cartridge filter
installed**



**Filter
Assembly**



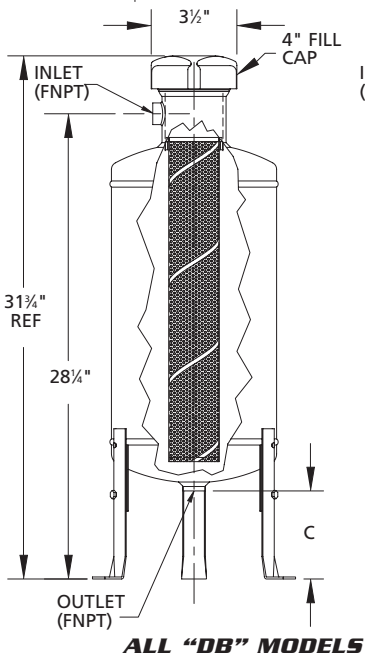
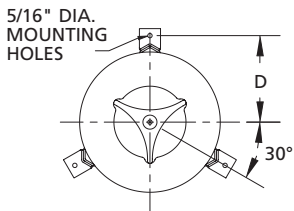
Filter Feeders



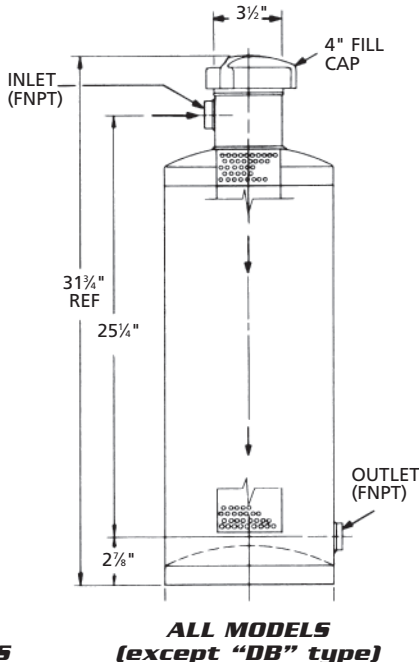
MODEL FTF-5HP

Features

- Stainless steel dissolving basket holds and fully supports the filter bag inside (order bag separately).
- Ring-top bags feature handles for easy removal.
- "DB" type feeders have a full bottom drain and bolt on legs with anchor bolt holes.
- Model FTF-5150HP features oversize 1½" inlet and outlet connections. Can be used for system cleanup with high volume pumps where high flow rates are desired for fast clean-up or flush-out prior to start-up.
- "CL" Models feature a welded base to allow bolting to the floor or other mounting surface. Four holes for ¾" bolts are provided on each Anchor Bolt Plate.



ALL "DB" MODELS



ALL MODELS (except "DB" type)

MODEL NUMBER	APPROX. CAPACITY	MAX. PRESSURE*	DIAM.	CONN. SIZE	DIMENSIONS				
					A	B	C	D	
FTF-2HP	2½ gals.	300 psi	6"	¾" FNPT	—	—	N/A	—	—
FTF-2DB	2 gals.	300 psi	6"	¾" FNPT	—	N/A	—	4¾"	8½"
FTF-2CL	2½ gals.	300 psi	6"	¾" FNPT	5¾"	7"	—	N/A	—
FTF-5HP	7½ gals.	300 psi	10"	¾" FNPT	—	—	N/A	—	—
FTF-5DB	5 gals.	300 psi	10"	¾" FNPT	—	N/A	—	5¼"	12½"
FTF-5CL	7½ gals.	300 psi	10"	¾" FNPT	10¾"	12"	—	N/A	—
FTF-5150HP	7½ gals.	300 psi	10"	1½" FNPT	—	—	N/A	—	—
FTF-5150CL	7½ gals.	300 psi	10"	1½" FNPT	10¾"	12"	—	N/A	—

*At 200°F Max.

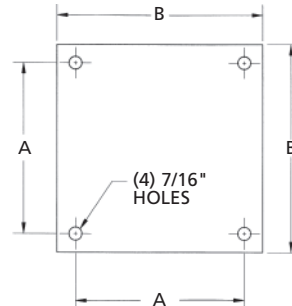
See page 3 for specifications.



MODEL FTF-2CL



MODEL FTF-2DB



ANCHOR BOLT PLATE FOR "CL" MODELS



Filter Bags

All bags fit any "FTF" model.

STAINLESS STEEL BASKET **FILTER BAG**

PART NO.	TYPE	QUANTITY	DESCRIPTION
107026	Ultra Fine	Pkg. of 1	1-micron ring-top bag
106453	Fine	Pkg. of 1	5-micron ring-top bag
107289	Medium	Pkg. of 1	20-micron ring-top bag
107231	Coarse	Pkg. of 1	50-micron ring-top bag



A DOVER COMPANY

P.O. Box 247 • Lansdale, PA 19446-0247
 Tel: 215-699-8700 • Fax: 215-699-0370
 Toll-Free Tel: 1-888-3NEPTUNE (1-888-363-7886)
 Toll-Free Fax: 1-800-255-4017
 Web Site: <http://www.neptune1.com>
 E-mail: pump@neptune1.com

SOLD BY:

